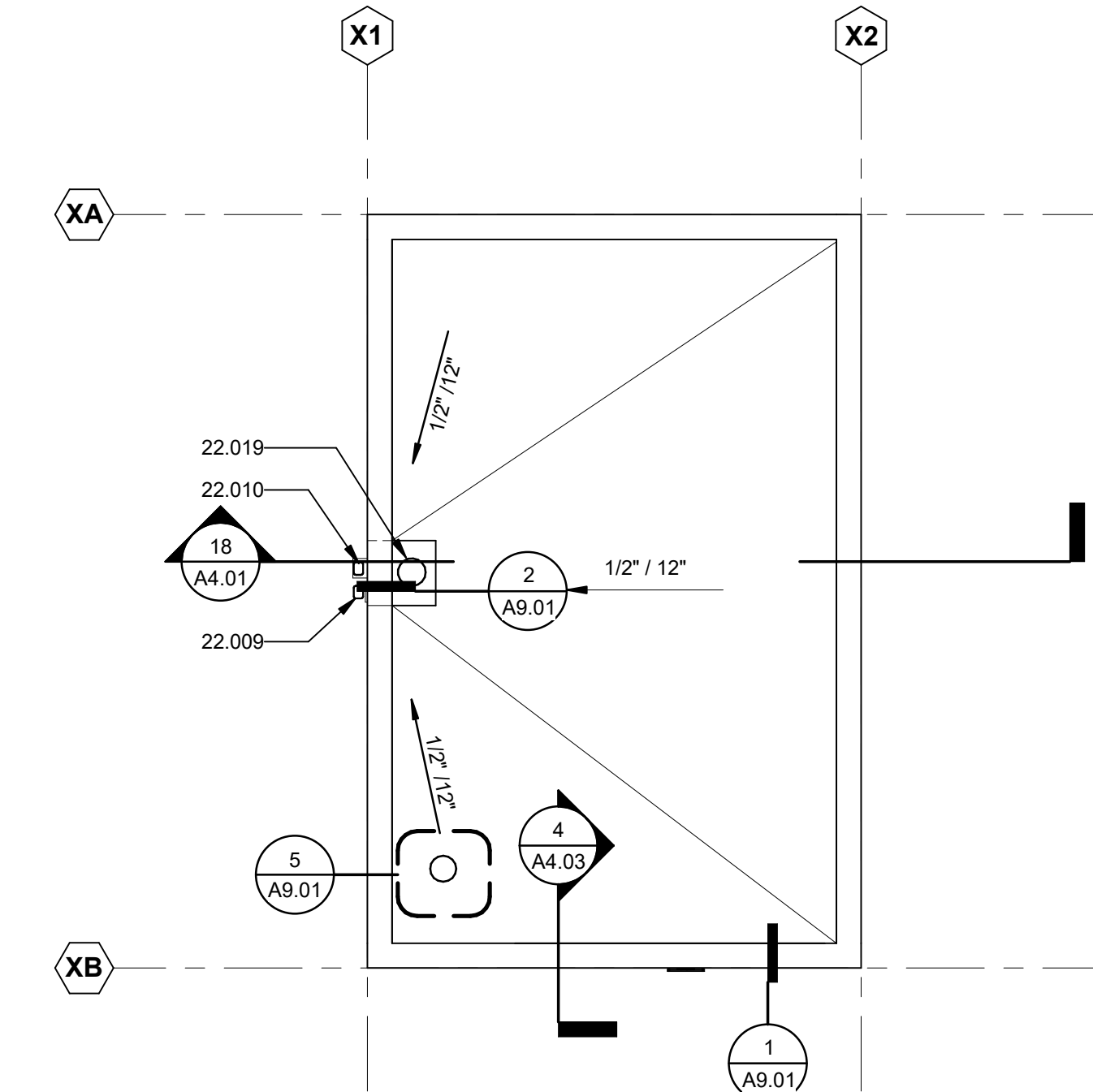
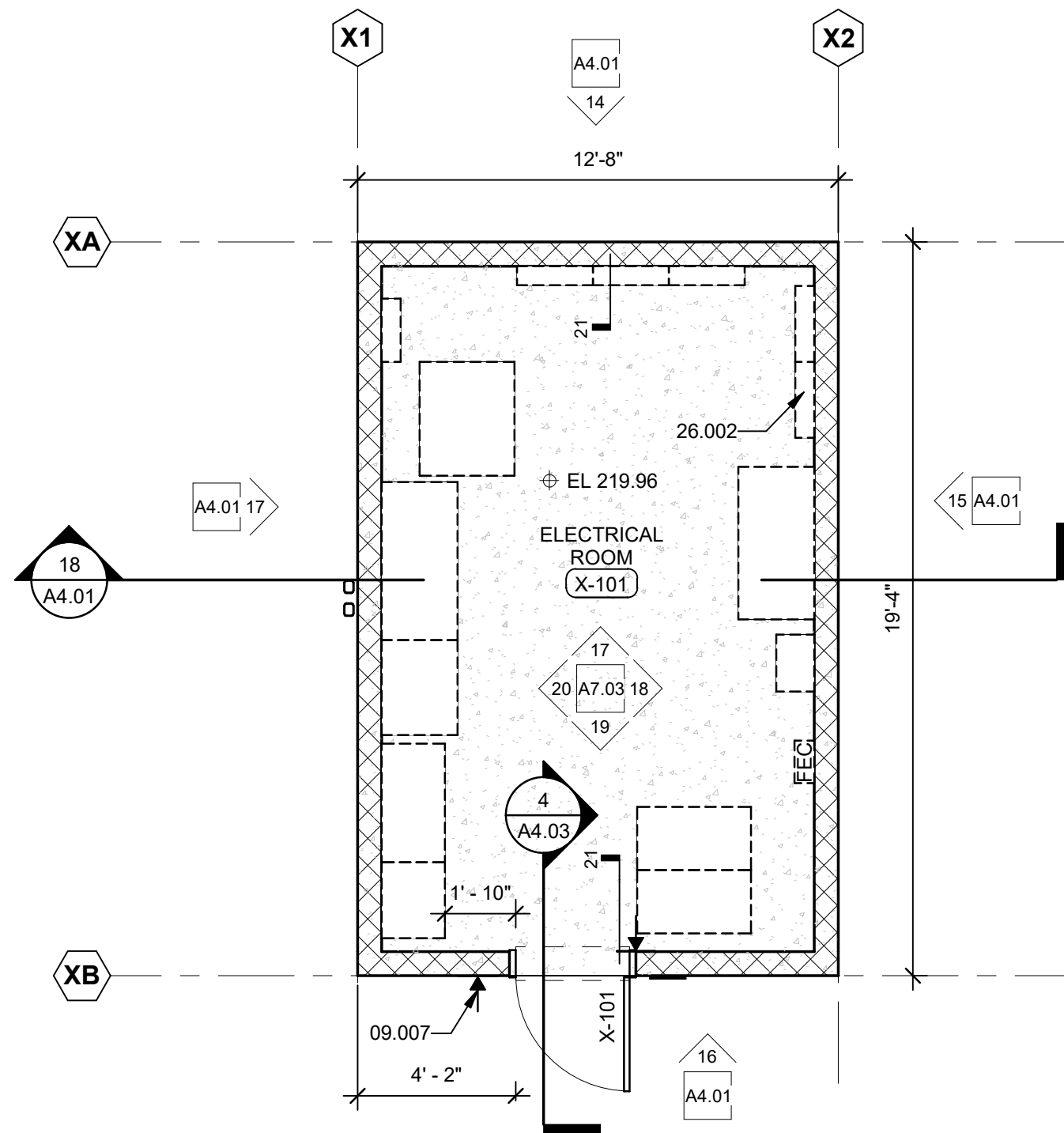


**3 BUILDING X REFLECTED CEILING PLAN**  
Scale: 1/4" = 1'-0"



**2 BUILDING X - ROOF PLAN**  
Scale: 1/4" = 1'-0"



**1 BUILDING X-FLOOR PLAN**  
Scale: 1/4" = 1'-0"

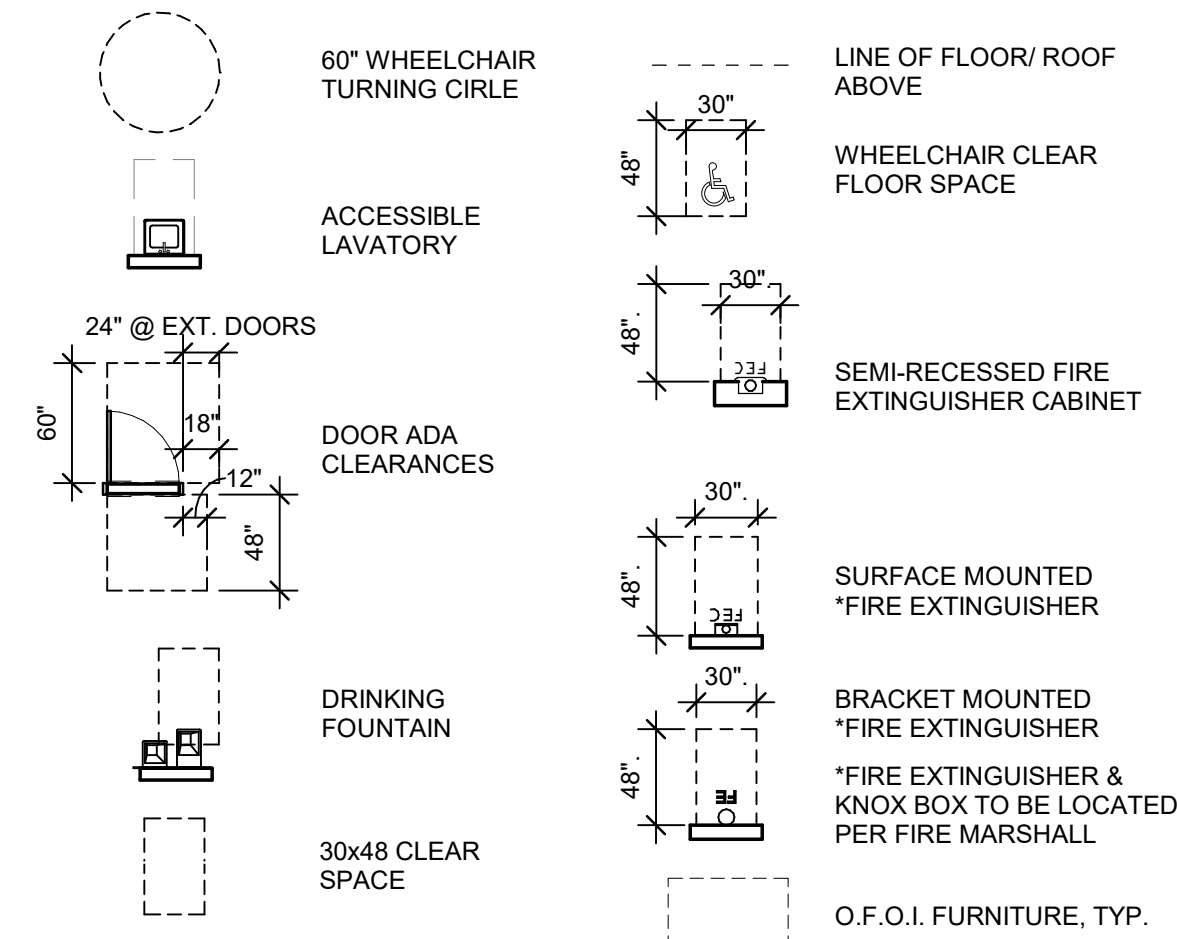
KEYNOTE LEGEND	
KEYNOTE	NOTE
09.007	SIGNAGE, SEE 1/A5.10
22.009	SECONDARY OVERFLOW SCUPPER, SEE DETAIL 3/A9.01
22.010	3" METAL DOWNSPOUT 18GA, SEE P7.03 FOR SIZE
22.019	PRIMARY ROOF DRAIN, SEE DETAIL 6/A9.01
26.002	ELECTRICAL EQUIPMENT, SEE E9.01

#### NOTES

ELECTRICAL ROOMS WITH EQUIPMENT RATED 800-AMPERES OR MORE AND OVER 6 FEET (1829MM) WIDE, AND THAT CONTAIN OVERCURRENT DEVICES, SWITCHING DEVICES OR CONTROL DEVICES WITH EXIT OR EXIT ACCESS DOORS, SHALL BE EQUIPPED WITH PANIC HARDWARE OR FIRE EXIT HARDWARE. THE DOORS SHALL SWING IN THE DIRECTION OF EGRESS TRAVEL. (CBC 1010.1.10)

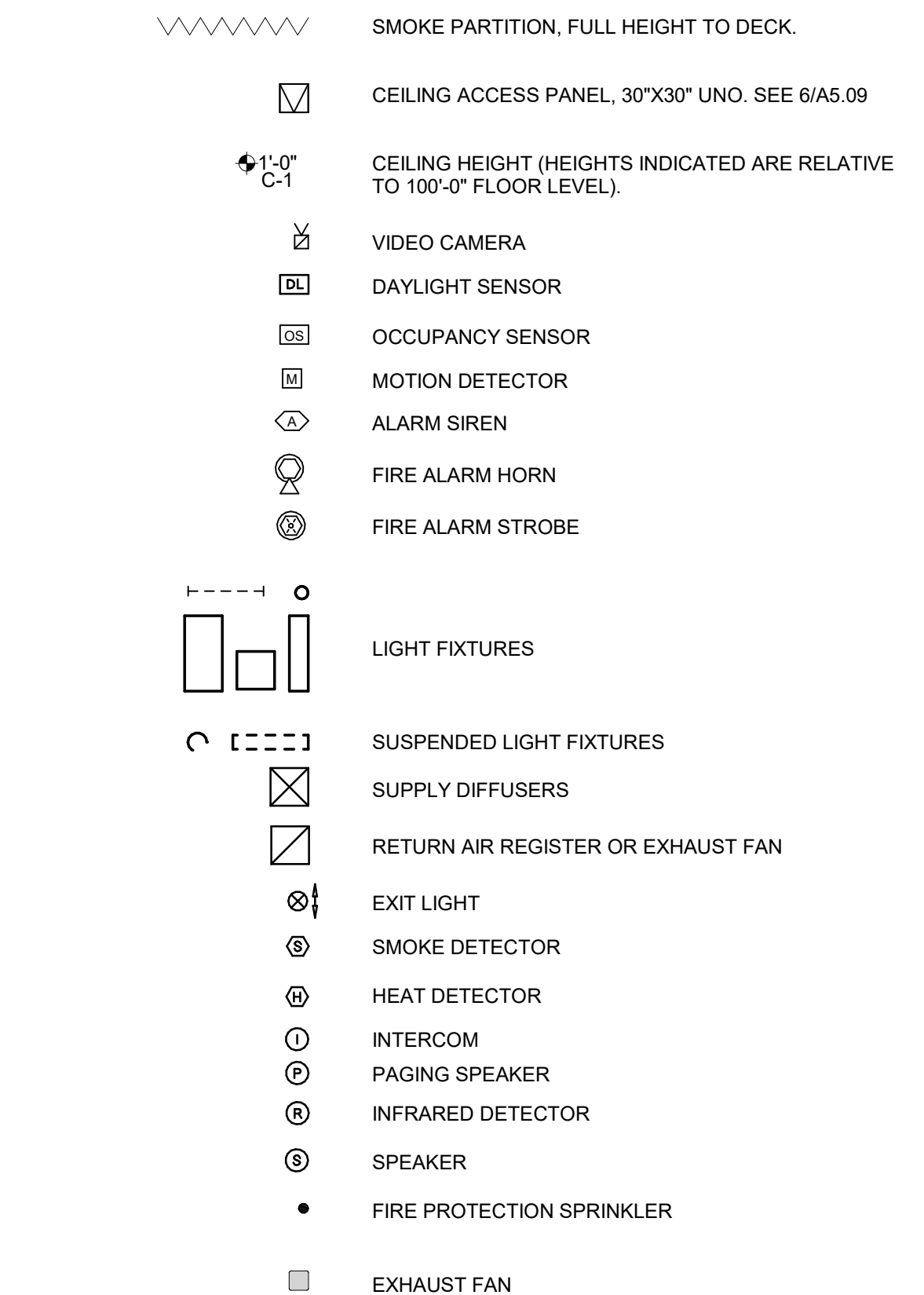
#### FLOOR PLAN LEGEND

NOTE: NOT ALL TYPES MAY BE USED



#### CEILING PLAN LEGEND

NOTE: NOT ALL TYPES MAY BE USED



#### CEILING TYPES

- C-1 SUSPENDED 5/8 GYPSUM BOARD, PAINTED, SEE 1/A5.09  
C-2 EXPOSED METAL DECK, PAINTED

#### GENERAL RCP NOTES

- GENERALLY CENTER CEILING GRIDS IN EACH ROOM TO PROVIDE EQUALLY SIZED PANELS ON OPPOSITE WALLS. IF PLANS INDICATE A GRID ALIGNING WITH A COLUMN, WALL, SOFFIT, ETC, START GRID AT THE INDICATED SURFACE. AVOID PANELS LESS THAN 12" IN WIDTH.
- SEE FINISH SCHEDULE FOR COLORS.
- ALL GYP BD CEILING AND SOFFITS TO BE PAINTED.
- ALL EXPOSED STEEL FRAMING AND DECK AT CEILINGS TO BE PAINTED.
- EXCEPT AT STORAGE, MECHANICAL AND ELECTRICAL UTILITY ROOMS PAINT ALL EXPOSED DUCTWORK, PIPING AND CONDUITS.
- CEILING HEIGHT TO BE MEASURED FROM FINISH FLOOR LEVEL OF THE ROOM OR THE AREA WHERE CEILING HENG IS IN. CEILING HEIGHT ABOVE RAMP TO BE MEASURED FROM BOTTOM OF LOWEST LEVEL LANDING OF RAMP.

#### REVISIONS

THIS APPROVAL IS FOR ITEMS WITHIN CLOUDED AREAS ONLY. FOR OTHER INFORMATION NOT CONTAINED WITHIN CLOUDED AREAS, REFER TO ORIGINAL DSA APPROVED PLANS.

DO NOT USE THESE PLANS AS SUBSTITUTE FOR THE ORIGINAL DSA APPROVED PLANS.



NORWALK LA MIRADA UNIFIED SCHOOL DISTRICT  
**LA MIRADA HIGH SCHOOL NEW FOOTBALL STADIUM PROJECT**  
13520 ADELA DRIVE, LA MIRADA, CA 90638

DSA # 03-120551

**NAC**  
ARCHITECTURE

NAC NO. 161-19015  
DATE 02/01/2022

ADDENDUM 1

BUILDING X - PLAN / ROOF PLAN / RCP

**A3.14**